

APPROVAL SHEETS

Customer Comestero Sistemi S.p.A

Customer No. C0390001

Description EMI /RFI FILTER

Product Name 10SS4-2DC2-Q

Project No. 10S42EC2 **Rev:**3.0

Our Part No. 540100610251118

Your Part No. 10SS4-2DC2-Q (10S42EC2)

Safety Approvals     

Date 14-Jun-22

Note: The validity of specification is 6 months from the date. High & Low Corp. reserves the right to revise contents that need to be modified.

Approved by customer

Approved by customer		

CONTENT

Description	Page
1. Revision history	3
2. Compliance Checklist for Customer Specification.....	4
Customer specification Review	4
3. Derating curve of current	5
4. Typical filter attenuation.....	5
5. Electrical schematic.....	6
6. Label	6
7. Mechanical dimension	7
8. CE DOC	8
9. UKCA DOC	9

SPECIFICATION

2. Customer specification compliance checklist

Part name	EMI FILTER		
Customer part number	10SS4-2DC2-Q(10S42EC2)		
HAL model number	10SS4-2DC2-Q	PRJ	10S42EC2

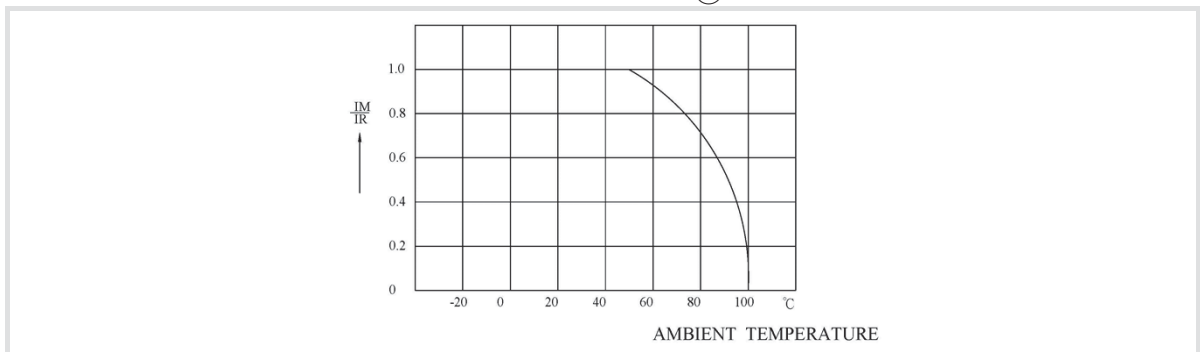
Customer specification review

No.	Description			
	Function and area of application EMI FILTER			
1	General requirements	Single		
2	Allowable input voltage range:	85~275	VAC	
3	Operating frequency:	50/60Hz		
4	Current rating:	10A	@50°C	
5	AC leakage current:	0.5mA	@115VAC/60Hz	1.0mA @250VAC/50Hz
6	Inrush Current:	Products used in 50/60Hz power system, the maximum current of 50 times the rated current is allowed in the 1/4 cycle.		
7	Function Requirements			
	Common mode inductor Σ :	9	mH	-30%~+50% @10KHz 0.25V
	Differential mode inductor Σ :	N/A	mH	-30%~+50% @100KHz 0.25V
	Grounding inductor Σ :	N/A	mH	-30%~+50% @100KHz 0.25V
	Common mode capacitors Σ :	9400	pF	-20%~+20% @1KHz 1V
	Differential mode capacitors Σ :	2	uF	-10%~+10% @1KHz 1V
	Resistor Σ :	0.22	M Ω	-10%~+10% @1KHz 1V
8	MTBF@50°C/250V(Mil-HB-217F)	2,200,000	Hours	
9	Safety Requirements (If Hi-pot is VDC test,the voltage rise time 3 seconds):			
	Hi-pot L-L:	N/A	VDC	N/A Second
	Hi-pot L-N:	1450	VDC	2 Second
	Hi-pot L-G:	2250	VDC	2 Second
	Hi-pot N-G:	2250	VDC	2 Second
	IR:	100M Ω Min @500VDC any input or output to ground If the discharge resistor cannot be disconnected without the filter being destroyed, the test shall be omitted for lot-by-lot tests		
	DCR:	2 Ω Max @input to output		
	GB:	100m Ω Max @25A		
	Ambient Temperature:	@50°C		
	Operating Temperature:	-25°C~110°C		
	Climatic Category:	25/110/21		
10	Design corresponding to:	UL1283,IEC/EN60939		
11	Safety Approvals			
	UL/CUL File No:	E179761		
	VDE File No:	40008352		
	CQC File No:	CQC10001049384		
	CE DOC:	See attachment		
	UKCA DOC:	See attachment		
12	Declare:	Comply with RoHS 2011/65/EU.2015/863/EU and REACH 2006/1907/EC		

3. Derating curve of current

When ambient temperature is over 50°C, maximum applied current depends upon the following curve

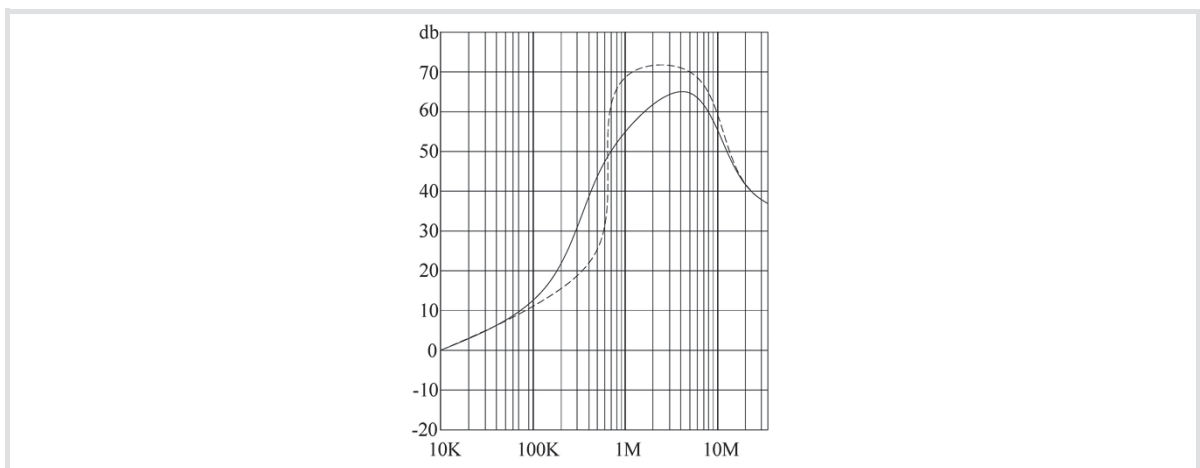
IM: Maximum current
 IR: Rated current 10A@50°C



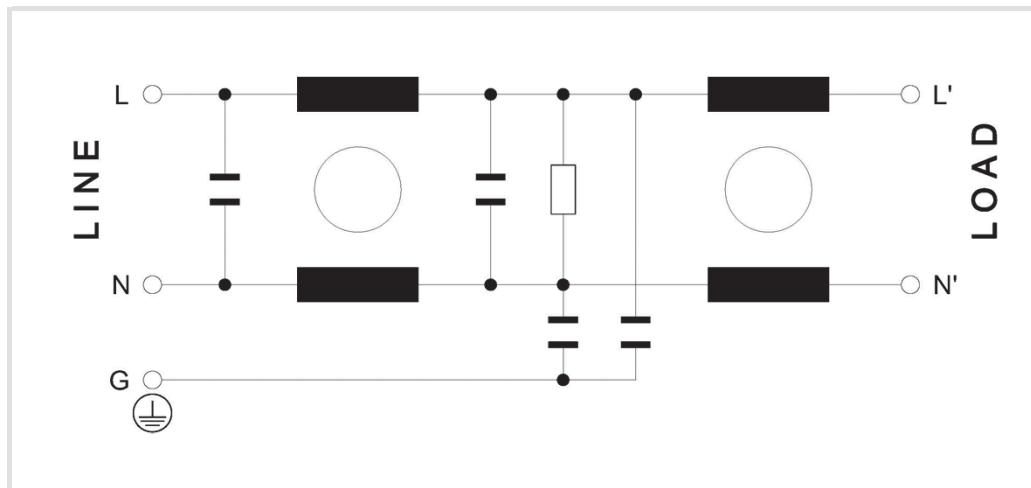
4. Typical filter attenuation

Insertion loss (dB) in 50Ω system cisper 17

- Common mode/Asymmetrical(L-G)
- Differential mode/Symmetrical(L-L)



5. Electrical schematic

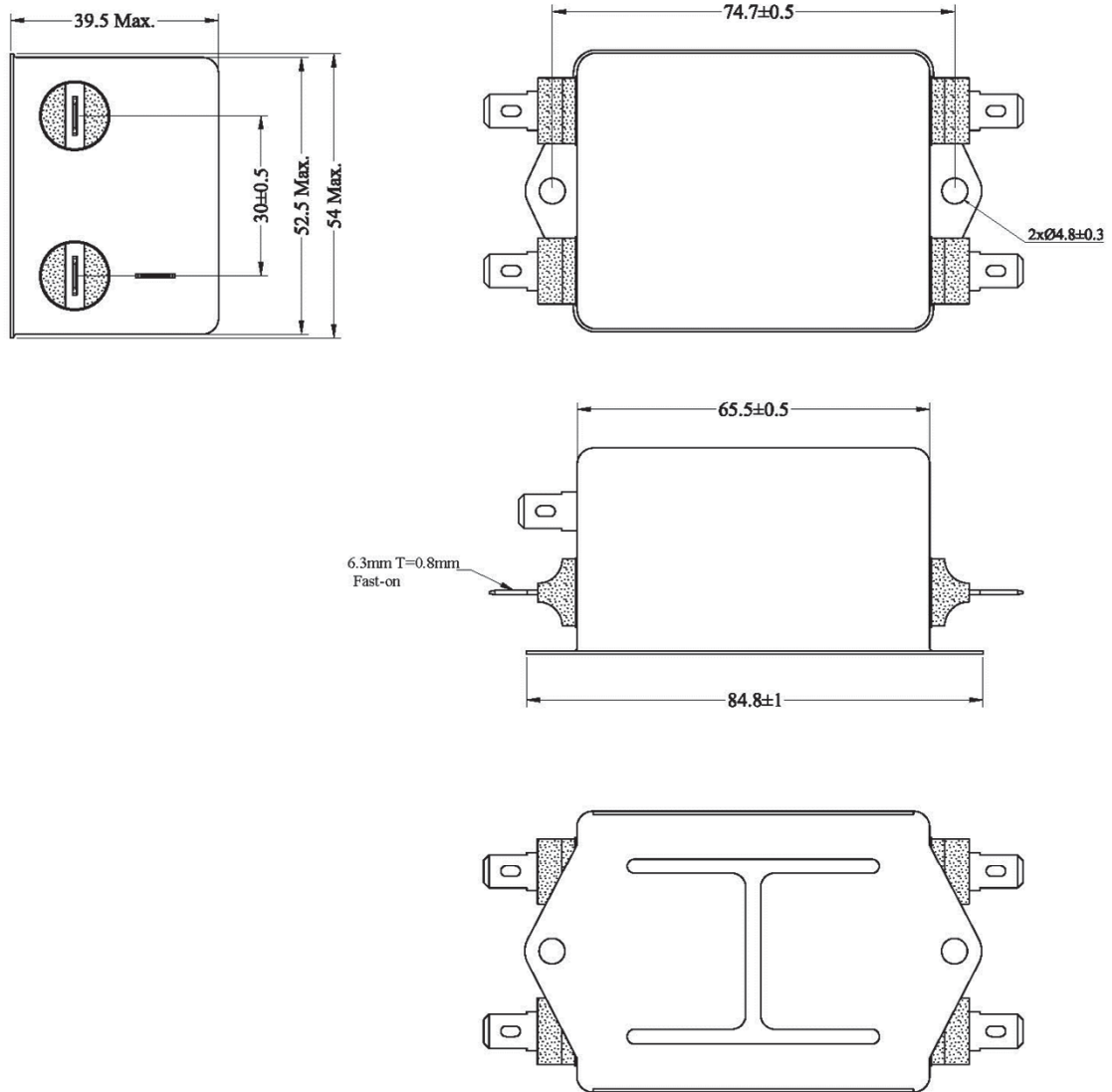


6. Label

Content of the label :



7.Mechanical dimensions:



Note: Use welding in the base plate, not soldering.

Unit:mm
For Dimensions Without Tolerance
According:ISO 2768-m

DECLARATION OF CONFORMITY

Brand name or trade mark: High & Low Corporation

Type of equipment: ELECTROMANAGNETIC INTERFERENCE
(EMI) FILTERS

Type designation: 10SS4-2DC2-Q

Manufacturer: High & Low Technology Co., Ltd.

Address: No. 38 Zhenxing Road, Liyuhe Ind., Loucun Village, Gongming Town,
Guangming Dist., Shenzhen Guangdong, China.

The designated product is in conformity with the European Directives:

2014/35/EU

Including amendments

"Council directive of 18 April 2014 on the harmonization of the laws of the Member States relating to electrical equipment designed for use within certain voltage limits."

2014/30/EU

Including amendments

"Council directive of 18 April 2014 on the approximation of the laws of the Member States relating to electromagnetic compatibility ."

Manufacturer representative within the EEA (for Manufacturer outside EEA)

The following harmonized European standards or technical specifications which comply with good engineering practice in safety matters in force within the EEA have been applied :

Standard(s)

Test Report(s)/Technical Data

Issued by:

IEC60939-3:2015

According testing standard

Mr Jiang jie, R&D Manager

EN60939-3:2015

According testing standard

Additional information



As the manufacturer's authorized representative established within EEA, we declare under our sole responsibility that the equipment follow the provisions of the Directives stated above.

Date : 20. Apr. 2020

R&D Manager

James

Name:High & Low Corporation

Position: 7F., No 118, Ln.235, Baoqiao Rd., Xindian Dist., New Taipei City 231, Taiwan, R.O.C

UK Declaration of Conformity

Brand name or trade mark: High & Low Corporation

Type of equipment: ELECTROMANAGNETIC INTERFERENCE
(EMI) FILTERS

Type designation: 10SS4-2DC2-Q

Manufacturer: High & Low Technology Co., Ltd.

Address: No. 38 Zhenxing Road, Liyuhe Ind., Loucun Village, Gongming Town,
Guangming Dist., Shenzhen Guangdong, China.

The designated product is in conformity with the United Kingdom Directives:

Electromagnetic Compatibility Regulations 2016

Electrical Equipment(safety)Regulations 2016

Manufacturer representative within the United Kingdom (for Manufacturer outside **United Kingdom**)

The following harmonized United Kingdom standards or technical specifications which comply with good engineering practice in safety matters in force within the United Kingdom have been applied :

Standard(s)	Test Report(s)/Technical Data	Issued by:
BS EN60939-3:2015	According testing standard	Mr Jiang jie, R&D Manager

Additional information



As the manufacturer's authorized representative established within United Kingdom, we declare under our sole responsibility that the equipment follow the provisions of the Directives stated above.

Date : 20. Apr. 2020

R&D Manager

James

Name:High & Low Corporation

Position: 7F., No 118, Ln.235, Baoqiao Rd., Xindian Dist., New Taipei City 231, Taiwan, R.O.C